



»»» CSC 40 - 60
CSD 75 - 100
Belt driven

»»» DRC 40 - 60
DRD 75 - 100
DRE 100 - 150
Gearbox driven

Oil-injected screw
Compressors
Fixed & Variable speed

Solid, simple, smart.
Advanced reliability in
compressed air.





User benefits

Simple Installation

- Compact and all in one system
- Innovative design
- Easy and full protected transport
- Placement with forklift (2 lifting points) or transpallet (1 lifting point)
- No special foundation needed



Solid Quality

- Outstanding and first-class components
- High quality and long lasting belts
- High reliable belt tensioning system for excellent performance
- Separate oil and air coolers, less thermal shocks and a longer lifetime
- Perfect air filtration and cooling
- Overload protection
- Full automatic control
- High quality and heavy duty motor

Easy Maintenance and Accessibility

- All service components located at the front of the machine for excellent accessibility
- Easy access for service or cleaning
- Easy access of the coolers
- Oil-level eye at the front
- Easy and quick check thanks to service door and controller
- Service and cleaning is a one person job

Saving of Costs

- Less repair costs
- Lower maintenance costs
- Lower energy consumption
- Optimal efficiency, lubrication and cooling
- Improved controllers for a better energy efficiency

Safety

- Emergency stop
- Protection grid
- Separate panel for beltguard
- Closed inverter cubicle

►►► CSC • CSD • Belt driven DRC • DRD • DRE • Gearbox driven

Compressed air drives your company. Consequently, choosing the right compressor is crucial. Going for our CSC/CSD and DRC/DRD/DRE ranges of highly adapted oil-injected screw compressors is a choice you will not regret. Bring some fresh air into your company and enjoy the strong performance and high efficiency that come with it.



Ceccato CSC/CSD and DRC/DRD/DRE ranges offer a wide choice of compressors from 30 till 110 kW, belt or gearbox driven, with fixed speed (load-unload) control or variable speed (IVR) control. Energy costs and your specific requirements will help you choose the most suitable compressor for your application. Whatever model you choose, high standard components guarantee performance and design synergy ensures the easy operation you are looking for.

►►► Fixed speed control - Load-unload regulation

A load/unload compressor delivers a constant air capacity. The net pressure is controlled by an inlet valve operating the compressor in a load/unload cycle. In case the set pressure is reached, the compressor turns into unload mode (by closing the inlet valve). When the pressure value drops below a specific level, the compressor starts up the same routine.

►►► Variable speed control - Frequency inverter regulation (IVR)

A frequency driven compressor has a working pattern with lower peaks and a smoother air profile. This is achieved by controlling the air delivery and producing only the amount of air required for the customer's application at a specific moment. The net pressure is maintained by use of a frequency inverter. As a result, the compressor consumes only the energy needed which is very cost efficient.

►►► Optional and standard features

OPTION	BELT DRIVEN		GEARBOX DRIVEN	
	Fixed speed	Variable speed	Fixed speed	Variable speed
Water separator	x	x	✓	✓
Automatic drain for water separator *	x	x	✓	✓
Wrong rotation direction protection	standard	standard	✓	✓
High efficiency air intake filtration	x	x	✓	✓
High efficiency pre-filtration panel	x	x	✓	✓
Standard filtration pannel	standard	standard	standard	standard
Noise reduction baffle (super silent)	✓	✓	✓	✓
Oil heater	x	x	✓	✓
Main switch	x	x	✓	✓
8000 hours oil	✓	✓	✓	✓
Foodgrade oil	✓	✓	✓	✓
Integrated energy recovery system	x	x	✓	✓
Woodenbox packaging	✓	✓	✓	✓
Tropical thermostatic valve	✓	✓	✓	✓
Automatic restart after power failure	standard	standard	standard	standard
ES 4000 advanced controller	✓	standard	✓	standard

✓ = available x = not available * For this option, the water seperator is needed

BELT DRIVEN - Fixed & Variable speed



Technical data

FIX SPEED	Max. Working Pressure	Reference Working Pressure	Free Air Delivery @ reference conditions*			Motor Power		Noise Level**	Cooling Air Volume	Compressed Air output diameter	Weight
Model	BAR	BAR	m ³ /h	l/s	cfm	kW	hp	dB(A)	m ³ /h	"	kg
CSC 40	8	7,5	294	82	173	30	40	70	5400	1"1/2	748
	10	9,5	259	72	153	30	40	69	5400		
	13	12,5	208	58	122	30	40	69	5400		
CSC 50	8	7,5	367	102	216	30	40	71	5760	1"1/2	832
	10	9,5	332	92	196	37	50	70	5760		
	13	12,5	255	71	150	37	50	70	5760		
CSC 60	8	7,5	467	130	275	37	50	72	7200	1"1/2	862
	10	9,5	409	114	241	37	50	71	7200		
	13	12,5	343	95	202	45	60	71	7200		
CSD 75	8	7,5	522	145	307	45	60	72	9000	2"	1073
	10	9,5	475	132	280	45	60	71	9000		
	13	12,5	425	118	250	45	60	71	9000		
CSD 100	8	7,5	691	192	407	55	75	75	12600	2"	1280
	10	9,5	605	168	356	55	75	74	12600		
	13	12,5	533	148	314	55	75	74	12600		

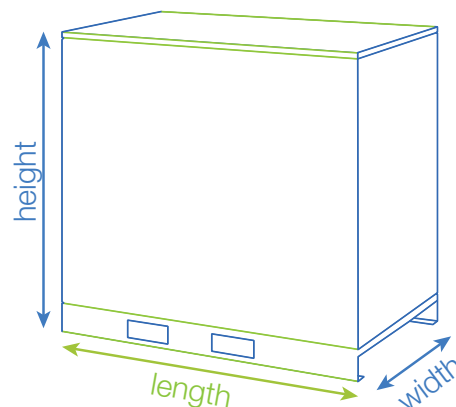
VARIABLE SPEED	Working pressure	Min Free Air Delivery (7 bar)			Max Free Air Delivery*												Motor Power	Noise Level**	Cooling Air Volume	Compressed Air output diameter	Weight					
Model	BAR				7			9,5			10			12,5			13									
		m ³ /h	l/s	cfm	m ³ /h	l/s	cfm	m ³ /h	l/s	cfm	m ³ /h	l/s	cfm	m ³ /h	l/s	cfm	m ³ /h	l/s	cfm	kW	hp	dB(A)	m ³ /h	"	kg	
CSC 40 IVR	4-10	88	25	52	294	82	173	254	72	149	246	70	145	n.a.	n.a.	n.a.	n.a.	n.a.	n.a.	30	40	70	5400	1"1/2	798	
	4-13	78	22	46	261	72	154	259	72	153	259	72	152	199	58	117	193	56	114	30	40	69	5400	1"1/2	798	
CSC 50 IVR	4-10	110	31	65	367	102	216	320	92	188	310	90	183	n.a.	n.a.	n.a.	n.a.	n.a.	n.a.	30	40	71	5760	1"1/2	882	
	4-13	100	28	59	335	93	197	333	93	196	332	92	196	243	71	143	236	69	139	37	50	70	5760	1"1/2	882	
CSC 60 IVR	4-10	140	39	83	467	130	275	402	114	237	390	111	230	n.a.	n.a.	n.a.	n.a.	n.a.	n.a.	37	50	72	7200	1"1/2	912	
	4-13	121	34	71	405	112	238	402	114	237	401	114	236	327	95	192	317	92	187	37	50	71	7200	1"1/2	912	
CSD 75 IVR	4-10	157	44	92	522	145	307	475	132	280	461	128	271	n.a.	n.a.	n.a.	n.a.	n.a.	n.a.	45	60	75	9000	2"	920	
	4-13	143	40	84	478	133	282	475	132	280	474	132	279	425	118	250	n.a.	n.a.	n.a.	45	60	74	9000	2"	920	

* Unit performance measured according to ISO 1217, Annex C, latest edition ** Noise level measured according to ISO 2151 with optional baffle
 All technical data for Aircooled machines without integrated dryer. For technical data of Watercooled machines or machines with integrated dryer, please contact your local salesforce

Dimensions

FIX SPEED	DIMENSIONS		
Model	length mm	width mm	height mm
CSC 40 - 50 - 60	1247	1060	1630
CSD 75	1420	1060	1630
CSD 100	1660	1060	1630

VARIABLE SPEED	DIMENSIONS		
Model	length mm	width mm	height mm
CSC 40 - 50 - 60 IVR	1420	1060	1630
CSD 75 IVR	1660	1060	1630



Your smart industry standard in easy operation and maintenance

»»» CSC 40 - 60 CSD 75 - 100

Belt driven compressors have an in-house designed belt drive system. This, on its turn is driven by a high quality electric motor, which runs at a fix speed. Choosing for belt drive offers you:

- Easy maintenance
- Simple installation
- User-friendly operation
- The standard in the industry



»»» Components



- | | | |
|--------------------|------------------------|-----------------------|
| 1 filtration panel | 5 oil cooler | 10 axial fan |
| 2 emergency stop | 6 air cooler | 11 air ends |
| 3 controller | 7 cubicle | 12 motor |
| 4 air filter | 8 inverter | 13 belt driven system |
| | 9 oil-separator vessel | 14 belt |

»»» Variants

TYPE	VOLTAGES		COOLING		DRYER	
	230/3/50	400/3/50	air	water	without	with
Fixed speed	✓	✓	✓	✗	✓	✗
Variable speed	✗	✓	✓	✗	✓	✗










“ The CSC/CSD/DRC/DRD/DRE ranges come with a wide range of options, so all customer needs can be met. ”








“ Maintenance is a one man job now. Costs me less. ”

“ Advanced design
Powerful & efficient
Very rigid and robust
construction ”

“ Thanks to the synergy in design within the ranges, the service is facilitated, availability of parts is increased and lead times of machines are reduced. ”

GEARBOX DRIVEN - Fixed & Variable speed - Technical data

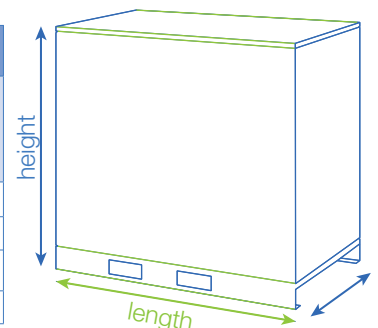
FIX SPEED	Max. Working Pressure	Reference Working Pressure	Free Air Delivery @ reference conditions*			Motor Power		Noise Level **	Cooling Air Volume	Compressed Air output diameter	Weight	
										"	std 	with dryer kg
Model	BAR	BAR	m³/h	l/s	cfm	kW	hp	dB(A)	m³/h		kg	
DRC 40	7,5	7	335	93	197	30	40	69	5400	1"1/2	760	945
	8,5	8	313	87	184	30	40	69	5400			
	10	9,5	281	78	165	30	40	68	5400			
	13	12,5	229	64	135	30	40	68	5400			
DRC 50	7,5	7	403	112	237	37	50	71	5760	1"1/2	840	1025
	8,5	8	386	107	227	37	50	71	5760			
	10	9,5	347	96	204	37	50	70	5760			
	13	12,5	276	77	162	37	50	70	5760			
DRC 60	7,5	7	472	131	278	45	60	72	7200	1"1/2	845	1030
	8,5	8	458	127	270	45	60	72	7200			
	10	9,5	419	116	247	45	60	71	7200			
	13	12,5	358	99	211	45	60	71	7200			
DRD 75	7,5	7	594	165	350	55	75	72	9000	2"	1100	1373
	8,5	8	541	150	318	55	75	72	9000			
	10	9,5	515	143	303	55	75	71	9000			
	13	12,5	434	120	255	55	75	71	9000			
DRD 100	7,5	7	767	213	452	75	100	75	12600	2"	1287	1560
	8	8	720	200	424	75	100	75	12600			
	10	9,5	644	169	358	75	100	74	12600			
	13	12,5	565	157	333	75	100	74	12600			
DRE 100	7,5	7	856	238	504	75	100	72	12600	2"	1540	n.a.
	8,5	8	809	225	476	75	100	72	12600			
	10	9,5	720	200	424	75	100	71	12600			
	13	12,5	610	169	359	75	100	71	12600			
DRE 120	7,5	7	961	267	566	90	125	74	14760	2"	1570	n.a.
	8,5	8	947	263	558	90	125	74	14760			
	10	9,5	854	237	502	90	125	73	14760			
	13	12,5	700	194	412	90	125	73	14760			
DRE 150	7,5	7	1201	334	707	110	150	74	14760	2"	1900	n.a.
	8,5	8	1145	318	674	110	150	74	14760			
	10	9,5	1041	289	613	110	150	73	14760			
	13	12,5	880	244	518	110	150	73	14760			

VARIABLE SPEED	Working Pressure	Min Free Air Delivery (7 bar)		Max Free Air Delivery*															Motor Power	Noise Level **	Cooling Air Volume	Compressed Air output diameter	Weight			
				7			9,5			10			12,5			13										
Model																						"	std 	IVR + dryer kg		
	BAR	m³/h	l/s	cfm	m³/h	l/s	cfm	m³/h	l/s	cfm	m³/h	l/s	cfm	m³/h	l/s	cfm	m³/h	l/s	cfm	kW	hp	dB(A)	m³/h		kg	
DRC 40 IVR	4-10	98	27	58	328	91	193	289	80	170	281	78	165	n.a.	n.a.	n.a.	n.a.	n.a.	n.a.	30	40	69	5400	1"1/2	810	995
	4-13	87	24	51	291	81	171	289	80	170	289	80	170	248	69	146	241	67	142	30	40	68	5400			
DRC 50 IVR	4-10	121	34	71	403	112	237	357	99	211	347	96	204	n.a.	n.a.	n.a.	n.a.	n.a.	n.a.	37	50	71	5760	1"1/2	890	1075
	4-13	107	30	63	360	100	212	357	99	211	357	99	210	286	79	168	277	77	163	37	50	70	5760			
DRC 60 IVR	4-10	141	39	83	472	131	278	419	117	247	407	113	240	n.a.	n.a.	n.a.	n.a.	n.a.	n.a.	45	60	72	7200	1"1/2	895	1080
	4-13	126	35	74	422	117	248	419	117	247	419	116	246	369	102	217	358	99	211	45	60	71	7200			
DRD 75 IVR	4-10	173	48	102	576	160	339	519	144	306	504	140	297	n.a.	n.a.	n.a.	n.a.	n.a.	n.a.	55	75	72	9000	2"	1170	1443
	4-13	156	43	92	508	141	299	519	144	306	518	144	305	447	124	263	434	120	255	55	75	71	9000			
DRD 100 IVR	4-10	226	63	133	752	209	443	663	184	390	643	179	379	n.a.	n.a.	n.a.	n.a.	n.a.	n.a.	75	100	75	12600	2"	1357	1630
	4-13	199	55	117	648	180	382	663	184	390	661	184	390	582	162	343	565	157	333	75	100	74	12600			
DRE 100 IVR	4-10	257	71	151	856	238	504	737	205	434	715	199	421	n.a.	n.a.	n.a.	n.a.	n.a.	n.a.	75	100	72	12600	2"	1610	n.a.
	4-13	221	61	130	724	201	426	737	205	434	735	204	433	617	171	363	599	166	352	75	100	71	12600			
DRE 120 IVR	4-10	292	81	172	972	270	572	846	237	498	821	228	483	n.a.	n.a.	n.a.	n.a.	n.a.	n.a.	90	125	74	14760	2"	1640	n.a.
	4-13	257	71	151	862	239	508	857	238	505	855	238	504	721	200	425	700	194	412	90	125	73	14760			
DRE 150 IVR	4-10	199	55	117	1145	318	674	1020	283	601	990	275	583	n.a.	n.a.	n.a.	n.a.	n.a.	n.a.	110	150	74	14760	2"	1900	n.a.
	4-13	167	46	98	960	267	565	954	265	562	952	264	561	883	245	520	857	238	504	110	150	73	14760			

* Unit performance measured according to ISO 1217, Annex C, latest edition ** Noise level measured according to ISO 2151 with optional baffle
All technical data for Aircooled machines without integrated dryer. For technical data of Watercooled machines or machines with integrated dryer, please contact your local salesforce

Dimensions

FIXED SPEED	DIMENSIONS				VARIABLE SPEED	DIMENSIONS				
	Model	length std mm	length with dryer mm	width mm		height mm	Model	length IVR mm	length IVR + dryer mm	width mm
	DRC 40 - 50 - 60	1420	2071	1060	1630	DRC 40 - 50 - 60 IVR	1420	2071	1060	1630
	DRC 75 - 100	1660	2510	1060	1630	DRD 75 - 100 IVR	1660	2510	1060	1630
	DRE 100 - 120	1860	n.a.	1060	1630	DRE 100 - 120 IVR	1860	n.a.	1060	1630
	DRE 150	2330	n.a.	1060	1630	DRE 150 IVR	2333	n.a.	1060	1630



Your energy efficient and solid performance

>>> **DRC 40 - 60** **DRD 75 - 100** **DRE 100-150**

Gearbox driven compressors are suitable for use with a variety of constant speed or variable speed drivers. Local energy costs and application requirements will determine the most economical method of drive for your application. Choosing the heavy duty gearbox solution offers you:

- Higher performance for less energy consumption
- Lower maintenance cost
- No transmission losses
- No belt tensioning



>>> **Components**



- | | | |
|--------------------|------------------------|---------------|
| 1 filtration panel | 5 air cooler | 10 fan |
| 2 emergency stop | 6 cubicle | 11 air ends |
| 3 controller | 7 inverter | 12 motor |
| 4 oil cooler | 8 integrated dryer | 13 air filter |
| | 9 oil-separator vessel | |

>>> **Variants**

TYPE	VOLTAGES		COOLING		DRYER	
	230/3/50	400/3/50	air	water	without	with
DRC/DRD (Fixed speed)	✓	✓	✓	✓	✓	✓
DRE (Fixed speed)	✓	✓	✓	✓	✓	✗
DRC/DRD (Variable speed)	✗	✓	✓	✓	✓	✓
DRE (Variable speed)	✗	✓	✓	✓	✓	✗

>>> **Energy audit**

A frequency driven compressor potentially offers a very energy efficient compressed air installation, with a return on investment of typically 1-2 years. To help you decide to go with a frequency driven compressor or not, Ceccato has created the Energy Cutter, a tool which calculates in an easy way and visually presents the yearly savings that can be obtained from investing in a frequency driven compressor for any specific industry. Besides the Energy Cutter tool, Ceccato offers energy audits, specialized advice to make sure you make the right decision when buying your compressor.



SMART TECHNICAL ADVANTAGES



THE TROUBLE -FREE PERFORMANCE YOU ARE LOOKING FOR

- Quality elements for better reliability
- Increased Free Air Delivery (FAD) and lower energy consumption
- Standard filtration panel extending service intervals



SMOOTH HANDLING, ADJUSTABLE TO YOUR NEEDS

- Intelligent opening system: all doors have hinges, as a result they can be used both as a door and as a panel
- Panel function is ideal if floorspace is limited, while the door function is very user-friendly



EASY OPERATION, ALWAYS IN CONTROL

ES4000 STANDARD-FOR CSC/CSD & DRC/DRD/DRE

- Intelligent unload cycles
- Constant pressure follow-up
- Automatic restart after power failure

ES4000 ADVANCED for CSC/CSD IVR & DRC/DRD/DRE IVR

- STANDARD FEATURES +**
- All standard controller features
 - Wide choice of timers
 - An integrated central controller

SIMPLE MAINTENANCE

- Separate air and oil cooler which reduces the thermal tension extending the lifetime of the coolers
- Easy gliding ridges making maintenance a one man job



**Oil-injected Screw compressors,
belt or gearbox driven
Range CSC/CSD**

- DRC/DRD/DRE



- A high quality product offering you **technology you can trust**.
- Our products are **easy to use** and guarantee high **reliability**.
- Distributors are always nearby ensuring **availability** of both products and support.
- Choosing our high performance products entails a **partnership** that will boost your business.
- Safeguarding long-term productivity through optimal **serviceability** and use of original parts.



Care. Trust. Efficiency.

Care.

Care is what service is all about: professional service by knowledgeable people, using high-quality original parts.

Trust.

Trust is earned by delivering on our promises of reliable, uninterrupted performance and long equipment lifetime.

Efficiency.

Equipment efficiency is ensured by regular maintenance. Efficiency of the service organization is how Original Parts and Service make the difference.

© 2014, Ceccato. All rights reserved. All mentioned brands, product names, company names, trademarks and service marks are the properties of their respective owners. Our products are constantly being developed and improved. We thus reserve the right to modify product specifications without prior notice. Pictures are not contractually binding.

Contact your local Ceccato representative now!

6999100301



www.ceccato-compressors.com